

TEKNIC

CE 

Control and Signaling Devices Ø 30.5 Series

MRP with effect from 01.11.2021



SALIENT FEATURES

The Ø30.5 range of pushbuttons, selector actuators, pilot lights and illuminated pushbuttons have been designed to provide the following salient features:

- Aesthetically elegant
- Easy and rapid mounting
- Dust, moisture and oil tight
- Robust in material of construction
- SELF WIPING CONTACTS
- Safe in operation
- Long mechanical and electrical life

The control devices are designed for flush mounting on control panels, desks and machines with plate thickness upto 6mm. Their dust, moisture and oil tight construction make them specially suitable for application in power plants, steel plants, cement plants, coal handling plants, foundries machine tools etc. Booted pushbuttons are used in very dusty atmospheres.

The pushbuttons comprises of the actuators and contact element. The actuator is designed to contain a full umbrella type of special rubber diaphragm inside the actuator housing in order to provide dust, moisture and oil tight onstruction. The different types of actuators include shrouded, unshrouded booted, mushroom spring return or stayput, mushroom jumbo, selector, key, luminous. Different versions including dust proofing version are described in detail in TEKNIC price list.

The contact element comprises of a contact housing, fixed and moving silver tipped contacts, a slider and a transparent cover through which the contacts can be inspected in operation. Contacts are double break are **self wiping** which ensures long life. Each contact element provides 1NO and 1NC contact. Each unit can take upto 4 contact elements. Separate contact elements can be used on different phases or polarities.

The pilot lights and illuminated pushbuttons are suitable for direct supply or supply through series resistor, using bayonet cap filament bulb.

The pilot light can also be provided with neon bulbs. Replacement of the bulb is easily done by unscrewing the front ring, holding the lense. Pilot lights can be provided with either glass or polycarbonate lenses in the following standard colours

- TRANSLUCENT WHITE
- GREEN
- RED
- AMBER
- BLUE
- CLEAR

Supply voltage for direct connection or without series resistor: 6V-230V
Supply voltage for direct connection with series resistor : 24V-230V
Pilot lights can also be supplied with neon bulbs upto a voltage of 500V

FIXING

The control devices Ø30.5 can be fixed in any position on panel of 1 to 6mm thickness. They are secured from the front by means of a fixing ring. A set of rubber gaskets is supplied to provide water proofing and tightness between the unit and the panel. The exact number of rubber gaskets is to be selected depending upon the panel thickness. Fixing centres of 60mm are recommended between control stations to provide sufficient space for convenient terminal connections and assembly of legend plates.

The pushbutton can be either be mounted as complete unit on the front of the panel or the contact can be individually mounted with the actuator on the panel front plate. Also the pilot light can either be mounted as a complete unit on the front of the panel or the pilot light holder can be individually mounted with the lense on the front of the panel.

ELECTRICAL AND MECHANICAL CHARACTERISTICS

Rated insulation voltage	: 500V AC, 600V DC
Rated thermal current	: 10A
Contact operation	: Self wiping, slow double break, 1 NO + 1 NC
Make and break capacity (13947-5-1)	: AC15: 4A 415V : DC13: 0.5A 110V
Terminal capacity	: Maximum 2x1.5mm ² : Minimum 1X0.5mm ²
Ambient temperature	: -25°C to +70°C
Altitude	: < 3000 metres
Operating position	: All positions
Degree of protection	: IP 65
Mechanical life	: Over 1 million operations

ORDERING INSTRUCTIONS

1. Actuators, illuminated actuators, contact elements, pilot lights can be ordered separately or in combination.
2. No prefix before all actuators and combinations indicates Ø30.5 series
3. Numerical colour code has been added as suffix to indicate colour of the actuator or lense as follows:

Colour of Actuator:	White	Black	Green	Red	Yellow	Blue	-
Colour of Lense:	Translucent white	-	Green	Red	Amber	Blue	Clear
Colour code:	1	2	3	4	5	6	7
4. The type number of contact elements are S11, S12, S21, S22. All these have 1NO+1NC contacts. S11 is for mounting directly to actuator and S12 for coupling to S11 for obtaining 2NO+2NC. S21 is for individual mounting and S22 is for coupling for S21 for 2NO+2NC

BULBS

Filament Bulbs type BA15d

Voltage:	6	12	24	48	110	220
Wattage (max)	5-7	5-7	5-7	5-7	5-7	5-7

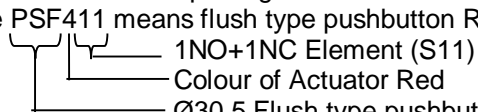
LEGEND PLATES

Legend plates are supplied with the following standards texts

START	FORWARD	UP	ON	OPEN	AUTO	SLOW	RESET
STOP	REVERSE	DOWN	OFF	CLOSE	HAND	FAST	INCH






TYPE NUMBERS

Some examples of type number








Actuator	Type AF3 means type actuator Ø30.5 GREEN
Pilot Light	Type PLB4 means pilot light without resistor RED Type PLBR3 means pilot light with series resistor GREEN
Complete Pushbutton	Type PSF411 means flush type pushbutton RED with 1NO+1NC 

MRP w.e.f. 01.11.2021

Control & Signalling Devices 30.5 Ø












NON ILLUMINATED ACTUATOR				
	TYPE	COLOUR	ORDERING CODE	PRICE IN Rs.
		White	AF1	117.50
		Black	AF2	117.50
	Flush Momentary	Green	AF3	117.50
		Red	AF4	117.50
		Blue	AF6	117.50
		Yellow	AF8	117.50
		White	AP1	117.50
		Black	AP2	117.50
	Projecting Momentary	Green	AP3	117.50
		Red	AP4	117.50
		Blue	AP6	117.50
		Yellow	AP8	117.50
		Black	AB2	198.00
		Green	AB3	198.00
	Booted Momentary	Red	AB4	198.00
		Blue	AB6	198.00
		Yellow	AB8	198.00
				
	Mushroom Momentary	Black	AM2	127.50
	Head Ø 40mm	Red	AM4	127.50
				
	Jumbo Mushroom	Black	AMJ2	205.50
	Momentary	Red	AMJ4	205.50
	Head Ø 60mm			

MRP w.e.f. 01.11.2021
Control & Signalling Devices 30.5 Ø

NON ILLUMINATED ACTUATOR				
	TYPE	COLOUR	ORDERING CODE	PRICE IN Rs.
	MUSHROOM HEAD ACTUATOR			
	Mushroom	Black	AML2	188.50
	Latching	Red	AML4	188.50
	Head Ø 40mm			
	Jumbo Mushroom	Black	AMLJ2	269.00
	Latching	Red	AMLJ4	269.00
	Head Ø 60mm			
	Key Mushroom			
	Latching	Red	AMLKB4	370.00
	Head Ø 40mm			
	SELECTOR ACTUATOR			
	2 Position			
	STAY PUT	Black	AS2-2P	235.50
				
	2 Position			
	MOMENTARY	Black	AS2-2PSR	235.50
				
	3 Position			
	STAY PUT	Black	AS2-3P	235.50
				




MRP w.e.f. 01.11.2021

Control & Signalling Devices 30.5 Ø

NON ILLUMINATED ACTUATOR						
	TYPE	COLOUR	COLOUR	ORDERING CODE	PRICE IN Rs.	
	KEY SELECTOR					
	2 Position Stayput		Black	AK-2PB	354.00	
				AK-2PO	354.00	
				AK-2PI	354.00	
				AK-2POSR	354.00	
	Spring Return					
	3 Position Stayput		Black	AK-3PA	372.00	
				AK-3PB	372.00	
				AK-3PO	372.00	
				AK-3PI	372.00	
						
	* X stands for position in which key is removable					

MRP w.e.f. 01.11.2021



Control & Signalling Devices 30.5 Ø

ILLUMINATED FLUSH ACTUATOR WITH LED BULB					
	TYPE	COLOUR	ORDERING CODE	PRICE IN Rs. INTEGRAL LED	PRICE IN Rs. WITH LED BULB
	Illuminated Flush Actuator, Spring Return				
	LED Bulb, MCB15 type	White LED Bulb / White Lens	ALF1LB(S)		552.00
	24V AC/DC,	Green LED Bulb / Green Lens	ALF3LB		318.00
	110VAC, 110VDC	Red LED Bulb / Red Lens	ALF4LB		318.00
	230VAC, 220VDC	Amber LED Bulb / Amber Lens	ALF5LB		318.00
		Blue LED Bulb / Blue Lens	ALF6LB		576.00
		White LED Bulb/ Clear Lens	ALF7LB(S)		552.00
		Yellow LED Bulb / Yellow Lens	ALF8LB		318.00
LED Bulb	Please mention the voltage required after the ordering code				
	PILOT LIGHT				
	Integral LED	White LED / White Lens	PLBR1L(S)	374.00	
	6V, 12V, 24V, 48V AC/DC	Green LED / Green Lens	PLBR3L	253.00	
	110VAC, 110VDC,	Red LED / Red Lens	PLBR4L	253.00	
	230VAC, 220VDC	Amber LED / Amber Lens	PLBR5L	253.00	
		Blue LED / Blue Lens	PLBR6L	506.00	
		White LED / Clear Lens	PLBR7L(S)	374.00	
		Yellow LED / Yellow Lens	PLBR8L	253.00	
Integral LED	Please mention the voltage required after the ordering code				
		White LED Bulb / White Lens	PLB1LB(S)		489.00
	LED Bulb, MCB15 type	Green LED Bulb / Green Lens	PLB3LB		270.50
	24V AC/DC,	Red LED Bulb / Red Lens	PLB4LB		270.50
	110VAC, 110VDC	Amber LED Bulb / Amber Lens	PLB5LB		270.50
	230VAC, 220VDC	Blue LED Bulb / Blue Lens	PLB6LB		518.00
		White LED Bulb/ Clear Lens	PLB7LB(S)		489.00
		Yellow LED Bulb / Yellow Lens	PLB8LB		270.50
LED Bulb	Please mention the voltage required after the ordering code				



MRP w.e.f. 01.11.2021

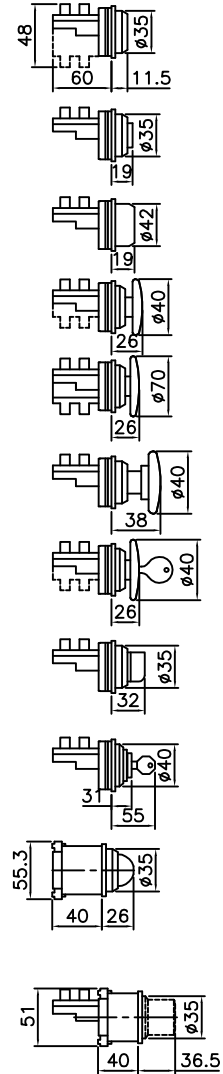
Control & Signalling Devices 30.5 Ø

CONTACT ELEMENTS			
	TYPE	ORDERING CODE	PRICE IN Rs.
	ACTUATOR MOUNTING		
	1NO+1NC	S11	216.00
	1NO+1NC coupled to S11 to provide 2NO+2NC	S12	216.00
	BASE MOUNTING		
	1NO+1NC	S21	216.00
	1NO+1NC coupled to S21 to provide 2NO+2NC	S22	216.00

Control and signalling devices $\phi 30.5$

Some common types

Description	Type of Actuator	Type of Actuator or Lense	Colour of Element S11 (1NO + 1NC)	Type of Complete Control Device
Flush Pushbutton	AF3	Green	1NO + 1NC	PSF311
	AF8	Yellow	2NO + 2NC	PSF822
Projecting Pushbutton	AP2	Black	1NO + 1NC	PSP211
	AP4	Red	3NO + 3NC	PSP433
Booted Pushbutton	AB3	Green	1NO + 1NC	PSB311
	AB4	Red	2NO + 2NC	PSB422
Mushroom Pushbutton (Spring return)	AM2	Black	1NO + 1NC	PSM211
Mushroom Jumbo Pushbutton (Spring return)	AMJ4	Red	4NO + 4NC	PSMJ444
Mushroom Pushbutton Latching. Turn to Release.	AML2	Black	1NO + 1NC	PSML211
	AML4	Red	2NO + 2NC	PSML422
Mushroom Pushbutton Latching. Key to Release.	AMLKB4	Red	1NO + 1NC	PSMLKB411
Selector Actuator (2 Pos.)	AS2-2P	Black	1NO + 1NC	PSS211-2P
Selector Actuator (3 Pos.)	AS2-3P	Black	2NO + 2NC	PSS222-3P
Key Actuator (2 Pos.)	AK2-2P		1NO + 1NC	PSK211-2P
Key Actuator (3 Pos.)	AK2-3P		2NO + 2NC	PSK222-3P
Pilot Light for direct connection upto 230V (LED Bulb)		Red		PLB4LB (240V AC)
Pilot Light through series resistor for 230V (LED Bulb)		Green		PLBR3LB (240V AC)
Illuminated Pushbutton direct connection upto 230V (LED Bulb)	AL5LB	Amber	1NO + 1NC	PSL5LB11 (230V)



Other products include terminals, appliance controlgear and $\phi 22.5$ controlgear products

CH:MT:22
REV:D

GENERAL TERMS AND CONDITIONS

General Terms : Prices are ex-works Mumbai
HSN CODE : 85365010 for all the products of this MRP List
GST : 18%

Prices are subject to revision without notice and ruling at the time of delivery.

This price list supersedes all previous Price Lists.

Warranty Policy : TEKNIC equipment is guaranteed under the following terms:

For a period of 12 months from the date of sale, TEKNIC guarantees that its products are free from defects in material and workmanship, with the exception of consumables rendered unserviceable through normal use. During the said period, TEKNIC will replace or repair all parts acknowledged as defective due to factory workmanship and which have been returned in a timely manner by Buyer to TEKNIC and all costs and duties paid, together with a detailed description of the failure and a certified declaration of the number of hours of operation. Repaired or replaced parts will be redelivered FCA (named place) as per INCOTERMS 2000. This warranty is subject to the provision of correct usage, proper maintenance and does not cover defects arising out of fire, faulty operation, accident, inefficient maintenance and willful or accidental damage.

TEKNIC guarantee applies to all equipment, parts and components stored, installed, protected, maintained and used in accordance with TEKNIC specifications and instructions, and respecting the rules for normal use, without any modification by Buyer.

All other conditions or warranties, whether express or implied, relating to the quality and operation of the equipment are excluded, as well as any liability for loss or damage caused directly or indirectly by the equipment or resulting from its use.

Proof of purchase to be provided to avail warranty.

TEKNIC ELECTRIC (I) PVT. LTD.

Reg. Office : 116, Hammersmith Industrial Estate, Mahim (W), Mumbai – 400016.

Head Office : 703/704/705, Madhava, Bandra Kurla Complex, Bandra (E), Mumbai – 400051. Tel : +91-22-42532500

Works : 65, Marol Co-op. Industrial Estate Ltd., M. Vassanji Road, Andheri (East), Mumbai – 400059. Tel : +91-22-42534500

Email : teknico@teknico.co.in mfg@teknico.co.in **Website** : www.teknico.co.in